

# RAMP1 gene promoter and female migraine susceptibility: new clues in epigenetic processes

Estefânia Carvalho<sup>1,2</sup>, Andreia Dias<sup>1,2</sup>, Alda Sousa<sup>1,2</sup>, Jorge Sequeiros<sup>1,2,3</sup>, Alexandra Lopes<sup>1,3</sup>, Sandra Martins<sup>1</sup>, Nádia Pinto<sup>1,4</sup>, Carolina Lemos<sup>1,2</sup>, Miguel Alves-Ferreira<sup>1,2</sup>

<sup>1</sup>IS – Instituto de Investigação e Inovação em Saúde, Universidade do Porto, Portugal;

<sup>2</sup>ICBAS – Instituto Ciências Biomédicas Abel Salazar, Universidade do Porto, Portugal;

<sup>3</sup>Centre for Predictive and Preventive Genetics (CGPP), Instituto de Biologia Molecular e Celular (IBMC), Universidade do Porto, Portugal;

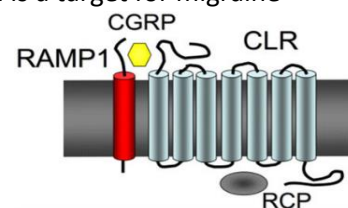
<sup>4</sup>Centro de Matemática da Universidade do Porto (CMUP), Porto, Portugal

## INTRODUCTION

**Migraine** is a complex debilitating neurovascular disorder characterized by attacks of moderate to severe headache pain lasting 4 to 72h and symptoms may include photophobia, phonophobia, nausea and vomiting.

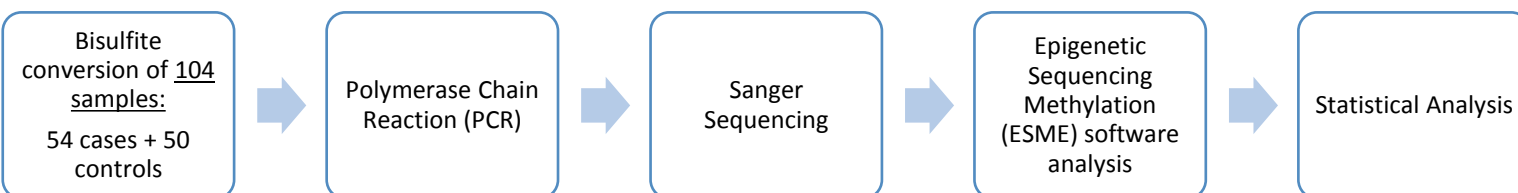
Calcitonin Gene Related Peptide (**CGRP**) is frequently implicated in migraine pathophysiology and is a target for migraine treatment. CGRP receptor consists of three proteins: Calcitonin Receptor-Like Receptor (**CLR**); Receptor Activity Modifying Protein 1 (**RAMP1**) and Receptor Component Protein (**RCP**).

**DNA methylation** occurs mostly at cytosine residues in CpG dinucleotides in the gene promoter. It can control gene expression by recruiting proteins involved in gene repression or by impeding the binding of transcription factors to DNA.



**AIM:** Investigate the RAMP1 promoter methylation status in female samples to find epigenetic biomarkers that can predict migraine risk in an accessible body fluid, such as blood

## METHODS



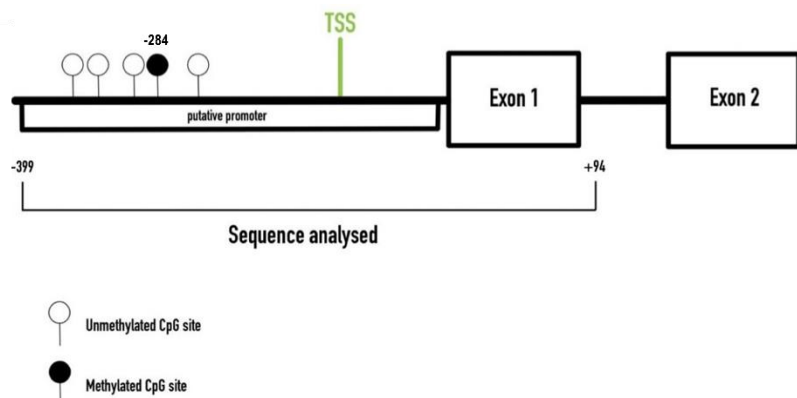
## RESULTS

- **51 CpG** identified in our analysed sequence – only the first 5 showed variability
- Higher proportion of migraine cases with **all five CpG units methylated** compared to controls (26% vs 16%)
- **-284 CpG unit** (related to the Transcription Start Site)

**showed significantly higher methylation levels** in cases when compared to controls

	OR	95% C.I.	P-VALUE
CpG -346	0.99	0.395–1.03	0.598
CpG -334	1.01	0.96–1.06	0.760
<b>CpG -284</b>	<b>1.07</b>	<b>1.02–1.12</b>	<b>0.011 *</b>
CpG -276	0.97	0.92–1.02	0.234
CpG -234	0.98	0.92–1.03	0.410

OR—odds ratio; C.I.—confidence interval; \*  $p < 0.05$ .



## DISCUSSION

Only one study, relying on a small sample size, has analyzed the methylation of the human RAMP1 promoter in the context of migraine<sup>1</sup>. Our preliminary results seem to contradict that study as we found that **female migraineurs generally tend to have higher methylation levels** than female controls.

- **We discovered a new CpG unit potentially associated to migraine** which may disrupt the transcription of CGRP.

### REFERENCES

1. Wan, D.; Hou, L.; Zhang, X.; Han, X.; Chen, M.; Tang, W.; Liu, R.; Dong, Z.; Yu, S. DNA methylation of RAMP1 gene in migraine: an exploratory analysis. The journal of headache and pain 2015, 16, doi:10.1186/S10194-015-0576-7.

FUNDING:

